Science Museum Camera Club

Image of The Year
Competition Winners

Congratulations
Cheryl Belczak & Jeffrey Hayward
Details page 6.

September 2020

Buffalo FORMAT

Science Museum Camera Club

Photography Brings Us Together

Buffalo FORMAT

May 2020
Volume 50, Number 1

President's Message

Welcome Back! I'm sure everyone can agree this has been an extremely trying year. We've struggled with so many of our meetings and plans having to be changed or cancelled due to repercussions of Covid 19, as have all businesses, organizations, and clubs across the country. But, as our region heals and rebounds, we begin our new season with hopes of better things to come and that our Camera Club will be a year of learning.

First, I want to take this moment to thank Janet Baranska for her leadership and hard work last year as she led us down a good path. It's been a while since I sat in the President's seat, and I will strive to continue in Janet's footsteps this year with our "Year of Learning" plans.

We have many great programs lined up for this year, and we can look forward to attending our SMCC meetings in a virtual format - no need for cancellations. The ability to offer virtual meetings has given us the opportunity to have speakers we were not previously been able to secure when we met in person. Kevin Flint and I decided to take advantage of the many speakers who have been offering programs to Camera Clubs for a very nominal price. We hope you will enjoy those who have committed to be presenters at our meetings.

The NFRCC had to cancel the Can AM Photo Expo and the Fall Seminar; these events have always been a good source for education of members. The NFRCC/OCCC competition is an annual joint venture between the NFRCC (Niagara Regional Camera Club) and OCCC (Ontario Council of Camera Clubs). Due to the pandemic and the border closing, we changed the competition to an online format instead of canceling it altogether. The good news is now we can all watch from home and see the great images that represent the clubs in the NFRCC and OCCC.

Continued on page 4

Meetings :

1st & 3rd Wednesday
6:30 PM
September - May

1st Wednesday - competition
3rd Wednesday - program

Buffalo Museum of Science
1020 Humboldt Parkway
Buffalo, NY 14411-1293

Website :

smcc.photoclubservices.com

Facebook :

Find us on Facebook
Buffalo Science Museum
Camera Club

Member :

Niagara Frontier Regional
Camera Clubs
NFRCC.org

Photographic Society
of America
PSA-photo.org

Format Editor :

Cheryl Belczak
Email ideas & submissions to
cheryl@belczak.net

Table of Contents

President's Message 2

Current Officers 3

NFRCC vs. OCCC Competition 4

2020-2021 Schedule 5&7

Image of the Year Competition Results 6

Competition Updates 8

NFRCC Speaker Series 9

PSA Competition Results 10

Local Happenings/Ride for Roswell Update 11

McKellar Interclub Competition Results 12

Transitioning... By Sharon Cramer 13

Safe Places for Photography 14

Random Tidbits 15

Member News: Cheryl Belczak 16

Member News: Charles Bartolotta 17-18

Member News: Bob Kaderabeck 19

Member News: Tom Kerr 20

Member News: Ernie Yu 21

Current Officers:

Click on an Officer's name to send them a thank you, comment or question.

President: Sharon Dentice

VP Program Chair: Kevin Flint

Print Competition Chairs:

Chair: Charles Bartolotta

Co-Chair: Mike Dziak

Projected Image Competition Chairs:

Chair: Billy Callaghan

Co-Chair: Jeffrey Hayward

Recording Secretary: Sande Barrett

Treasurer: Ted Lesinski

Historian: Sande Barrett

Directors:

Cathi Barbera (Membership)

Mike Dziak (Print Assistance)

John Griffin (New Member Competition)

Cheryl Belczak (Format Newsletter)

Past President: Mary Lou Frost

Special Committees:

Esther Kowal-Bukata: Refreshments

Billy Callaghan: Web Master

Cheryl Belczak: Museum Picture Cabinet

Don't Forget to Renew Your Membership!

Thanks to our resident "tech guy" (Billy Callaghan) you can fill out the form on the computer and print it. Find the form on our website under "Resources" and "Downloads." Or this direct link.

Mail the form (with payment check) to our Treasurer, Ted Lesinski (address on the form). If you could also email a copy to our Membership Director Cathi Barbera - that would be fanstastic.

We appreciate your participation. Looking forward to an interesting year!

President's Message *continued from page 2*

The images you will see are the best of both organizations. The featured speaker this year is Gerri Jones from our club and Twin City Camera Club. Gerri has recently been made a Lensbaby Ambassador, and her program is sure to inspire us all.

Our SMCC competitions will also be done virtually which gives us the opportunity to have a few judges from outside the normal list of NFRCC judges. I think this is exciting as it gives us a chance to see and learn from comments made by judges outside of our local area. All judges look for the same photographic elements that make a good photograph, the comments might be a little different, but the end result will be the same. We will still use most of the regular NFRCC judges for our competitions, but to change things up a little Charlie might explore some new judges. Our first competition on Oct 7th, will be Judged by Tony Bramley of the UK. Check out his YouTube channel: [The Light Academy - Photography Training]

Mary Lou and I would like to Thank everyone who helped Photograph the Ride for Roswell this year. It was over long 3 weekends but the end result was fantastic. The Ride raised 3.5 Million dollars this year, lower than past years but still a GREAT accomplishment.

I hope to see all of you at our Virtual Program, Educational and Competition Meetings. It will be good to settle into our "new normal" and, although it will be different, I'm looking forward to the opportunities it will present for us to learn and grow into being better photographers.

Sharon Dentice
President SMCC

2020-2021 Science Museum Camera Club Schedule

Date	Schedule	Program Description
9/2/20	Program Night	**Welcome Back:** Let's celebrate the beginning of our new season. Help with organizing your pictures and computer files.
9/9/20	Education Night	**Photography 1 and 2 for Beginners and Beyond:** Emily Hojnowski will discuss Exposure (how light works with the camera), the Big Three Settings (Aperture, Shutter Speed, & ISO), how they affect your picture and how to set them, and what mode to set it to on your camera! We will discuss changing depth-of-field (controlling what is in focus in the background, stopping or blurring the action in your scene, and many other basic picture-taking techniques.
9/16/20	Program	**Photography Part 2 for beginners and Beyond:** See above for details
10/7/20	Competition #1	**Judge:** Tony Bramley
10/14/20	Education Night	**Black & White photography:** Don Toothaker How does one see and create images in black & white in the modern, digital world? This is a question that we have brought up many times in the past, but during this class, Don will explore different elements of black and white photography from how to choose a suitable black and white subject to how to process an image effectively.
10/21/20	Program Night	**Show Us YOUR Edit:** There are seemingly endless photo editing options available to us. In this program we will explore how differently many people edit the same photo. We want to see YOUR edit! All SMCC members will have access to the same photo (RAW or jpg - your preference) and you are asked to use your ideas and favorite software to change it however you choose. Submissions from members will include an edited image and a brief description of their process. Attendees will see the image with editing process description and have the opportunity to ask questions about the processes, too. Moderated by Cheryl Belczak
11/4/20	Competition #2	Judge:
11/11/20	Education Night	**Lightroom Tips and Tethering:** Stephen Gabris will show us how he Creates a lightroom catalog, basic workflow, presets, using LR for tether capture.
11/18/20	Program Night	**Cell Phone Photography:** Aitina Fareed-Cooke will show us the basics of how use your cellphone to capture, enhance and share your cell phone images while becoming a better smartphone photographer!
11/21/20	NFRCC-OCCC	**Annual inter-club competition between NFRCC and OCCC:** Gerri Jones will be the featured speaker. See NFRCC.org for more details.
12/2/20	Competition #3	Judge:
12/9/20	Education Night	**Topaz Editing Software:** Greg Rostami will review the most popular Topaz software and how the software can be used not only for editing but also for adding "special effects".
12/16/20	Program Night	**Holiday Party and Member's Essays** projected for our enjoyment
1/6/21	Competition #4	Judge:

Schedule continued on page 7

2019-2020
Image of the Year Compeition Results

Thank you to our Judges Keith Burkard, Manny LoPresto, and Doug Hansgate. It was great to hear their thoughtful feedback as they went through the honorable mention images to choose the top three. There were 96 images submitted to the competition. To see all of the Honorable Mention images listed below, visit the gallery on our website homepage.

Congratulations to everyone who recieved an Honorable Mention. Jeff Hayward had the 2nd and 3rd place images. He took third with "Milky Way at Kinzua Bridge"and second place with "Long-legged Fly."
First place: Cheryl Belczak "Dahlias."

TITLE	NAME	HM / Place
Taking in Air	Kaderabeck, Bob	HM
Thundering on the Niagara	Hayward, Jeffrey	HM
Jumping Cycle	Kerr, Tom	HM
Ready For Photo	Yu, Ernesto	HM
Dawn at Ubehebe Crater - Death Valley	Braitsch, David	HM
Tasty Tidbit #2	Kaderabeck, Bob	HM
Yellow Pepper Splash	Bartolotta, Charles	HM
Dahlias	Belczak, Cheryl	1st
Raining Again	Yu, Ernesto	HM
F4U Corsair	Hayward, Jeffrey	HM
Little Blue Heron (11218592)	Kowal-Bukata, Esther	HM
Looking Out	Flint, Kevin	HM
Palais des Arts Hemishperic	Braitsch, David	HM
Egret Building a Nest	Bartolotta, Charles	HM
Air Show 2 RW	Kerr, Tom	HM
Milky Way at Kinzua Bridge	Hayward, Jeffrey	3rd
Osprey	Mathewson, Nora	HM
Beauty in Central Park I	Cadle, Diane	HM
02 Mom & the Twins	Schwartz, Willis	HM
Elk Bellowing	Mathewson, Larry	HM
Dry Gulch Sunrise - Death Valley	Braitsch, David	HM
Snowy Owl Ready for takeoff	Mathewson, Larry	HM
Lunch, Bay-Brested Warbler	Kowal-Bukata, Esther	HM
Log Cabin and Grand Tetons	Bartolotta, Claudia	HM
This Drink Tastes Funny	Kredo, Tom	HM
Spiral stairs	Mathewson, Larry	HM
silo city reenvisioned2	Frost, Mary Lou	HM
Long-legged Fly	Hayward, Jeffrey	2nd
Ceiling Architecture	Yu, Ernesto	HM

2020-2021 Science Museum Camera Club Schedule *continued...*

1/13/21	Education Night	**Up and Running with Luminar 4:** Vanelli will show you how to use Luminar as a Standalone editor and a plugin for Adobe and Apple Photos. Open your photos in Luminar, develop images for proper exposure, Enhance details and structure, Bring colors to life, Edit portraits and landscapes, Use Luminar Looks to get instant results, more!
1/20/21	Program Night	**Member Assignment night:** Members will discuss the assigned subjects and how the image was taken and edited.
2/3/21	Competition #5	Judge:
2/10/21	Education Night	**Night Photography:** Ed Bartels will explain how he does long exposure and various ways to "drag the shutter." Specifically, how keeping the shutter open exposes the photographer and viewer to a view of the world invisible to the naked eye – especially trails (from stars OR moving vehicles) and milky water.
2/17/21	Program Night	**Focus on Details:** Cheryl Belczak and Jeff Hayward will share information about their ideas, gear, methods and technical considerations. From natural subjects like bugs and flowers to random things around the house, it's fascinating to see the tiny details that may only be visible with the help of your camera. Potential subjects surround us wherever we are! If we can meet in person, bring your camera and tripod to try your hand with macro set-ups. Accessory flashes are useful, but not necessary.
3/3/21	Competition #6	Judge:
3/10/21	Education Night	**Applying textures to your images in Photoshop:** Larry Mathewson Textures... I will show you how to use them in Adobe Photoshop CC. Methods might also work in Adobe Elements. We will be using multiple methods like Layers with blend modes, masking, and opacity. Maybe even how to create your own textures! Textures can add artistic creativity or allow a so-so image to really POP. They might even save an image destined for delete.
3/12-14/21	Can Am Photo Expo	Sheraton on the Falls, Niagara Falls Ontario, Canada
3/17 /21	Program Night	**Annual E. Thomas Smith Nature Competition**
4/7/21	Competition #7	Judge:
4/14/21	Education Night	**Light Painting:** Scott Simmons will demonstrate how he does "Light Painting"; the art of photographing something but then adding your own light images. His photography of Light Painting goes way beyond running around in the dark with a flashlight.
4/21/21	Program Night	**Marketing Tips for Your Photography Business:** Patti Larson will share tips and suggestions to help you market your photography. From business cards, tag lines and branding to websites and social media.
5/5/21	Competition EOY	3 Judges:
5/12/21	Education Night	**Understanding Creativity To Improve Your Photography:** Joe Edelman will present a different approach to "seeing" the photograph we want to take. He will speak to how personal perspective and attention to detail, as opposed to formal RULES, often separate the good from the great.
5/19/21	Banquet - 6:30PM	Millennium Hotel, 2040 Walden Ave, 14225 (next to Galleria Mall)

Competition Updates

Competiions (like educational programs) have been planned all online this year. We will continue to reasess the possibility of meeting in person in coordination with the Museum throughout the camera club year.

Print Competitions are suspended while meetings are virtual.

For full details and the most current information including entry deadlines, rules and current standings for SMCC Competitions, please visit the competition tab of our website. (Must be logged in to view.)

January Assignment Challenge:

January 2021 Program

Our next challenge will be separate from the monthly competition in January.

Challenge images will be shared and discussed on **January 20** as a program. This is intended to be a growth and learning exercise and will not effect cumulative competition scores. Submitted photos must have been taken since January 1, 2020.

Projected Images
Subject: Street Photography
Technique: HDR (High Dynamic Range)

Print Image
Portraiture (color or monochrome)

Note: *if we cannot meet in person by then there will not be a print challenge.*

Assignments are intended to encourage you to get out and use your camera and maybe photograph in a different way. No "resurrecting" old images!

Dorothy Ralph Essay Competition

New Deadline: Wednesday, October 21

Our 2020 Essay competition has this delayed due date because we have been unable to meet in-person since March.

The Dorothy Ralph Essay Competition is an annual competition that began in 1997 and is held in honor and memory of Dorothy Ralph.

Participants choose 12-20 images and write a statement of purpose to explain the connection within their collection of images.

Dorothy was a longtime member of the Science Museum Camera Club who bequeathed a Hummel figurine of a photographer to the club. The figurine was mounted on the trophy that is awarded to the competition winner to keep for one year. All of the winners' names, and year awarded, are engraved on the trophy base. When the trophy is returned, a keeper award is given.

Entries should be submitted directly to Mary Lou Frost. She can also answer questions about the competition for you. If you intend to submit an essay, please let her know by October 1.

All of the submitted essays will be presented during the Holiday Program in December.

After they are submitted, as is usual, they will be judged via the Internet by a person with experience in essay criticism. Also, there will be one winning essay and it will be announced at the Holiday Celebration. That member will receive the Dorothy Ralph Trophy for the 2020-2021 year.

Mary Lou will also graciously help members trying this for the first time.

We are looking forward to your entries!

Great Learning Opportunity!

Science Museum Camera Club is one of twenty-one clubs from western New York, Erie PA, and southern Ontario that make up the Niagara Frontier Regional Camera Club (NFRCC).

The NFRCC is partnering with Hunt's Photo & Video to provide a series of eleven live photographic webinars for members and others interested in improving their photographic skills. Eight programs are by prominent photographers covering a wide variety of topics.

Photographers included are:

Ellen Anon

Cheryl Belczak

Harold Davis

Doug Hansgate

Emily Hojnowski

Don Komarechka

Roman Kurywczak

Tim Shields

Three more presentations are: "Mirrorless vs. DSLR" and "Filters" by Noah Buchannan as well as "Data Colour Management."

These programs are scheduled from September 2020 to August 2021 and a complete listing and registration information is available at www.nfrcc.org

Entire series only: $45 CDN for NFRCC members!
(Or $55 CDN for non-members.)

Individual programs are available for: $10 CDN
($12 CDN for non-members)
All prices include HST.

Don't miss this great opportunity at a bargain price!

Thank you to our sponsors.

PSA Competitions 2019-20
Science Museum Camera Club

Image Competition Summary

Nature Division:

We placed 2nd in the Nature Division to the 1st place Wangi Workers Camera Club of Australia. Wangi is a world class club, so I think our Nature photographers are right up there with the best of them. Check out their website when you get a chance.

Average score for our club: 10.9

Projected Image Division:

We placed 4th again (same as last year) in the Project Image Division (PID). The winner of that division was Jiahua Elite Photography Club in Toronto. This is another world class club that is worth checking out their website. Even though we are not in the same group, we had 194 points to Southtown's 186 for the year.

Average score for our club: 10.8

Photojournalism Division:

A fifth-place finish in the Photojournalism Division was decent given that we don't compete with this category, and I did not have a lot of images to pick from.

Average score for our club: 8.3

Creative Division:

In the Creative Division we only placed 11th, again Wangi Workers Club winning that division.

Average score for our club: 8.1

Travel Division:

We came in 3rd in the Travel Division Group C, but there were only four clubs in the division.

Average score for our club: 7.8

Newsletter Contest 2020

Honorable Mention
Large Clubs division

"Buffalo Format is an outstanding publication and you should feel very proud."

-Joan Field,
Co-Director, PSA Newsletter Contest 2020

Full results for this year have not been published yet. You can see past years' results here and 2020 results will be found on the same page too.

If you see ideas from other clubs you'd like to try - let our Editor, Cheryl Belczak, know.

This year 23 PSA clubs from around the world submitted newsletters from clubs with 75 or more members. (Large Clubs division)



One newsletter issue is submitted as an example of the publication. The March 2020 edition was submitted. Some Judge comments that members may find interesting include:

"The newsletter made an excellent start with a brilliant image on the front cover; it made you want to pick it up. It was like steel to a magnet. A good choice of image, well done."

"In some articles, I also would have appreciated larger image sizes – this was especially the case for Kevin Flint's fascinating article about his work with the Buffalo Music Hall of Fame. Of course, large images aren't always necessary; the size displayed in another well-written article, by Chuck Vallone on his camera gear rental experience, was quite sufficient."

"An extensive input by members did come through in this issue and they were very good to read. The article by Ernie Yu "The Beauty in Second Chance" was enlightening."

"A well thought out issue, beautiful images, a great informative table of competition standings, members articles have made this a most interesting newsletter. Well done."

Thank you to everyone who contributes to the newsletter and to all our members for being part of the club.

We miss our Camera Club home!

Right now they are only open Friday-Sunday 10 AM - 4 PM. The "Golden Mummies of Egypt" are currently on display. If you would like to visit you need to buy or reserve tickets online in advance. Full and updated details will available on their website.

Also find them on Facebook or Instagram.

Tifft is open year-round from dawn to dusk. It is free and open to the public to explore their grounds, boardwalks and trails. Donations are gratefully accepted. See full details and download trail map here.

A BIG Thank You to everyone who helped us with the Ride for Roswell 2020.

We had 14 photographers who volunteered over 6 days and covered 3 locations.

Overall we took close to 6,000 pictures. In addition to taking pictures the Photographers sent Cell Phone pictures to the Roswell Social Media team to be posted online during the ride from each location.

When going through the pictures I found a "Familiar Masked Face", can you guess who??

The Botanical Gardens has reopened and has a lot of fun and different things planned. Find out more about visiting and the "Feeding the Fish" private experience at their koi pond, plus the upcoming Fairy Festival, Mum Show, Orchid Show and more at this page.

There are also online learning opportunities. Wreaths, watercolors, hypertufa, drawing, Horticulture classes with David Clark and more are available. Go to https://www.buffalogardens.com/collections/classes-and-workshops for full details.

Niagara Frontier Regional Camera Clubs

McKellar Interclub Competition:

2019-2020 Results

Final Placement	Club	TOTAL	Nov/HA	Jan/HA	Feb/HA	Mar/HA
9th	Amherst Senior Center	508/3	117/1	122/0	128/0	141/2
14th	Batavia	488/1	95/1	120/0	131/0	142/0
12th	Canyon	499/3	111/1	126/0	130/2	132/0
15th	Camera Rochester	411/2	16/0	123/0	136/2	136/0
8th	Erie	523/4	111/2	138/0	134/1	140/1
13th	Finger Lakes	497/1	116/0	109/1	133/0	139/0
11th	Genesee Valley	503/1	103/0	130/0	127/0	143/1
3rd	Hamilton *HA tie breaker	565/9	120/1	147/3	145/2	153/3
6th	Niagara Falls	539/7	114/1	138/2	136/1	151/3
1st	St Catharines	575/12	130/4	143/1	138/1	164/6
4th	**Science Museum**	**562/10**	**116/1**	**145/3**	**149/3**	**152/3**
2nd	South Towns *HA tie breaker	565/14	116/1	159/6	133/3	157/4
5th	Twin Cities	555/11	119/3	147/3	145/3	144/2
10th	Twin Tier	505/3	110/1	127/0	136/2	132/0
7th	Welland	536/6	125/1	137/3	134/1	140/1

Monthly Judging Clubs

November: National Photographic Club, Pretoria, South Africa

January: Photo Guild of Nova Scotia, Canada

February: Camera Club of Johannesburg, South Africa

March: New Haven Camera Club, Connecticut

Transitioning from the hamster wheel to the chipmunk's freedom

By Sharon F. Cramer, Ph.D.

Originally published in the Buffalo News, July 19, 2020

For a few weeks when I was ten, I had a pet hamster. Before it got returned to the pet store (it flung too many cedar chips out of its cage for my mother to tolerate), I watched, fascinated, as it jumped on its wheel and raced. The wheel spun, the hamster, frantic, increasingly out of breath, eventually jumped off, after going… nowhere. In these months of Covid lockdown, our lives have been limited to interior hamster wheels, as our thoughts whirl around and around, and we go… nowhere.

Instead of having freedom to choose activities, Covid kept us enclosed. Options were restricted, everything stopped: even my reliable imagination was constricted. I felt myself to be the enclosed hamster, a rodent whose life was limited to on or off the wheel. My only ways out – my photographs and museums. Changing the photograph on my computer screen-saver each morning reminded me of happier times, and virtually visiting museums around the world intrigued me. But eventually the museum visits became dull. My hamster life was boring.

It was time to choose a different rodent to emulate. In mid-March, I began to walk paths in local parks – something I'd never done in decades of urban/automobile living. I noticed chipmunks bounding along. With upright tails, they zipped confidently by me, Fred Astaires of the rodent universe.

As I left behind my monotonous life, and emulated the chipmunk's enthusiastic explorations, I gradually became liberated from the mental wheel, the house that had become a cage.
And the outside world – parks and historic cemeteries – opened up to me. Instead of driving by, with my mind on where I was going, I was walking, noticing changes in trees, flowers, landscapes. Although much of life was still locked down, lived with masks, the parks offered a gripping mini-series, my first fully experienced spring. I taught myself how to look, and, with my camera, to see.

My inquisitive chipmunk outlook was perfectly matched to the Science Museum Camera Club's scavenger hunt for its members, which began last month. Ready, set, go: We have six weeks to take photographs of 20 items/ideas. First, I accomplished the easy ones. "Flower" was no problem: the lily pond in the Reinstein Woods offered me astonishing choices. To find "reflection," an early morning visit showed me a Reinstein tree becoming its own Narcissus: it looked into its reflections in the water, got lost in its own beauty.

Continued on page 14

Continued from page 13

My visits to Forest Lawn cemetery gave me unique solutions for "circle," "water," "a place to worship," and "statue." All required repeat visits – light wasn't right, sky was boring.

For "tree," I chose the one planted in 1879 on the lawn of the Richardson Olmsted Campus. I had been looking at it for years. Now, I salute it as an ancient, living through its second pandemic. It was like having an amazing insight about a friend of decades.

The hunt included disappointment (allium, chosen for "the color purple" in the flower garden in downtown Corfu, was over the hill), discovery (on the drive home from Corfu, a barn with holes in its roof under amazing clouds gave me an image for "abandoned") and excitement (twice, I dashed out of my house at night, because exceptional sunsets might illuminate "railroad tracks" or "city hall"): I had become a scavenger hunter on the prowl. I'd extricated myself from my hamster monotony, substituting chipmunk curiosity, a way to live with Covid, even after the scavenger hunt.

Safe Places for Photography

List compiled by Mary Lou Frost

From Bob Stein:

"Sunflowers of Sanborn" on Saunders Settlement Rd In Sanborn. The season is almost over. Their last day is Labor Day.

From Sharon Cramer:

Canal Side: has lots of places to explore.

There is a garden maintained by the Erie Community College City Campus students, for the Statler program.

Naval Park: Lots of texture and interesting spots.

The Trial Gardens: (so named because growers from around the world send seeds to the Master gardener, who plants them to see how they hold up) are still amazingly in bloom.

Chautauqua: has been open and free for 2020. To continue to visit, people need to do the following: After August 30 we need Post Season Passes, similar to in season passes this summer. You can call the Ticket Office and either pick-up curb side or have passes emailed. No charge for these passes, which will extend through the winter and spring. The Ticket Office phone is 716.357.6250, we will have an online option for post season passes as well.

Forest Lawn: (open 9 a.m. to 5 p.m.) remains an amazing place to visit.

Glen Park: (off of Main Street in Williamsville) has beautiful plantings, a paved walkway, as well as a little waterfall.

Stiglmeier Park: (in Cheektowaga) has very wooded areas off the main paved roads. If you park on Como Park at the entrance to the park, and take the first walkway to the right, you will find a stream. If you enter the park on Losson, make the first left, go as far as possible, park in the last lot, follow the path, and make the first left – that will take you to the same place.

From Mary Lou Frost

Tifft Nature Preserve: part of the Buffalo Museum of Science, is located off the 190 near Tifft Street exit. The Visitor Center is closed but trails are open from dawn to dusk.

From Tom Kerr

Pierce Arrow Car Museum: Michigan and Seneca Streets. A block from the baseball stadium.

Link to a slideshow on the next page.

NFRCC YouTube Channel

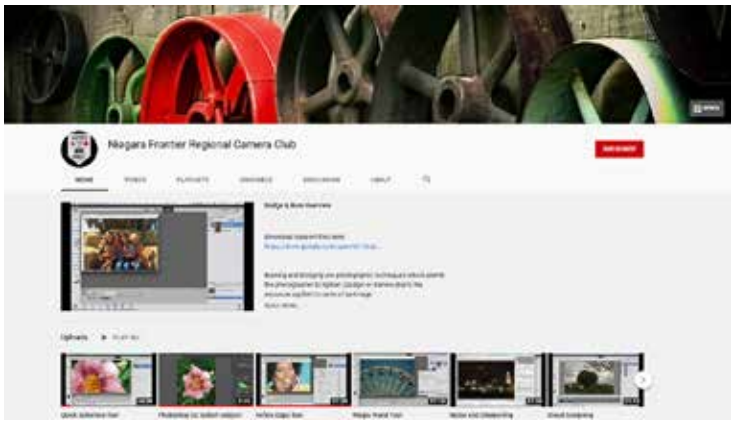

Visit, Subscribe and Learn for FREE

Check out the NFRCC YouTube channel for lots of videos from Mary Lou Frost. If you want to express gratitude, have questions or want to suggest a topic, please contact Mary Lou by email: mlfrost@verizon.net

---

Photography
taken at safe locations in
Western New York

Thanks to the local photographers who have shared their images. I hope it will encourage you to get out with your camera and discover these locations.

- Mary Lou Frost



See a list of places on the previous page. Thank you to Mary Lou for encouraging and creating this collabortive slide show.

Image City Gallery

Rochester, NY

Charles Bartolotta

"I entered a b&W photo in the Image City Gallery Black and White competition recently and my photo was picked as one of the 4 winning photos. It will be printed by Image City Gallery and displayed in their next show."

The Image City Gallery offered several challenge topics during the NY Pause shutdown period throughout this Spring and Summer. You will recognize work from some additional SMCC members, too. You can see all the entries here.

The Gallery is now open again. Go to their website for full details if you would like to visit.

Online Critique Forum

Looking for feedback before comptition about your photos?

Members can submit images to and get feedback from other club members here.

To access the Critique Forum, log into the SMCC website and then find **SMCC Image Critiques under Resources**. Instructions for using the website forums can be found in the **Website Quick Tips**, again found under Resources. Tip #4.

Member News: Cheryl Belczak

As a flower-loving photographer, I love the Buffalo and Erie County Botanical Gardens. On my last trip there this winter (before its temporary COVID-19 closure) I bought this ornament commemorating the Garden's 120th anniversary. This spring I used it as an excuse to stretch my legs and escape the monotony of every day at home. I even ventured to the Gardens to pick up my Plant Sale babies and spent some time wandering around outside. The bottom right photo was taken there and so was the one with the tiny purple flowers. Those little flowers were very fragrant and I discovered it is an evergreen shrub named Daphne - just like my dog! She smells more like corn chips though. Ha ha ha.

Member News: Charles Bartolotta

Photographing Backyard Birds (and Butterflies)

So many of us have had our travels restricted due to the pandemic, our desire to continue photographing has not been curtailed. Although I have been photographing birds in my backyard for a few years now I've found that I have a greater urge to do so since I've been spending more time at home.

A few years ago, we had our Florida room enclosed with sliding glass panels so I can photograph from inside the Florida room. I've been seen sitting there with my camera on a tripod, my cable release in one hand, and a cup of coffee in the other hand (or a glass of wine depending on the time of day).

Just a short distance from the Florida room I have a couple of bird feeders set up on two sheppard's hook flower pot hangers: a finch feeder a hummingbird feeder, and an oriole feeder. Added to the hook that holds the oriole feeder I've attached a couple of small lichen covered branches that are placed to conceal as much of the sheppard's hook as possible.

If I want to capture a bird in a specific spot on the branch I will focus on that part of the branch and set the camera to manual focus so that the focus doesn't change. Then I simply wait while I have my coffee until a bird lands there and then press the cable release to capture the shot.

I recently added a couple of branches so it is impossible to know exactly where the birds will land. To cover that situation, I'm now shooting hand held instead of from the tripod. Attached are a few of my recent shots of orioles (and butterflies).

Member News: Bob Kaderabeck

In an effort to get away from the "new normal" and get back to the old normal or normal normal, Beth and I have been going on weekly field trips throughout Western NY, so that I could do a little, actually more than a little, photography.

To date, we have visited: The outer harbor, Erie Basin Marina, the cobblestone district, Stiglmeier Park, Beaver Meadow, Darwin Martin House gardens, University district gardens, Delaware Park, eighteen mile creek, Glen Park, Audubon Woods, Whirlpool State Park, Three Sisters Islands, and Knox Farm Park. Here are a few images taken in some of those places.

Since summer is on the wane, and autumn will soon arrive, I would strongly encourage anyone, who has been feeling cooped up because of Covid 19, to visit a few of these places and do some photography before the beauty of winter sets in. All permit easy access to "anti-social distancing" as I call it. Here's looking forward to seeing you all again, once pandemic control will allow it. Stay safe and well.

Member News: Tom Kerr

From the man of few words (unless you count each photo as a thousand words)... Then he has a lot to say!

Here's his commentary: "Have only gone out a few times, once with member Kevin Flint. Quick trips. Socially distancing. Looking forward to the new programs!"

“Color Your Mood Swing”
by Ernie Yu

Our art world is framed in a spectrum of colors. If you stretch your awareness on the different shades that encircle your visual field, you’ll notice and sense the powerful ways colors sway your emotion. For example, LAVENDER projects a blooming spring and Pink flashes youth and innocence. If you are trapped and engulfed in BLUE, your mental fog will warm up with playful, energetic ORANGE. Been in aggressive and passionate RED, happy and mellow YELLOW, fresh and fertile GREEN? Or, you have been bathed in pure, virtuous WHITE and buffed by senseless, edgy BLACK? Indeed, the assortment of hues and chromatic elements of design around you can be tantalizing, exhilarating, spooky, dreamy, alarming, depressing...depending on your mood swing.

Here’s a sampler of my collection from the bygone day’s when everything that confronted my viewfinder was inspiring and dazzling; where there were no off-limits to unleash my fertile imagination in saturating the wonder in wonderful and the magic in magical. Hopefully, it will pump in some gas in your creative tank and fire up your artsy engine with renewed appreciation of the color chart that can refresh, heal, tease, enliven...and soothe your emotional core.

- Ernie Yu